



DESCRIPTION Circle Wall is based on a simple circle shape. The lamp features a matte black nickel disc surrounded by a light burnished brass ring. Struck by the light source, these two elements redirect the light, generating shadows and reflections, which they amalgamate with and complete. Also available in table, portable, ceiling and floor versions.

PRODUCTS DETAILS	FUNCTION	WALL
	LOCATION	INTERIOR
	LIGHT EMISSION	INDIRECT LIGHT
	LIGHT SOURCE	1 × 16W LED 1340lm 2700°K
	ENERGY EFFICIENCY	F
	RATED VOLTAGE	110 - 120 V / 220 - 240 V
	FREQUENCY	50 - 60Hz
	SUPPLY	TERMINAL BLOCK

DALI or TRIAC dimming kit available upon request.

CERTIFICATION



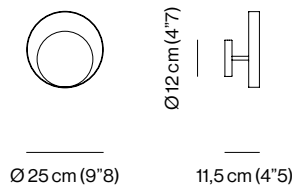
MATERIALS

STRUCTURE
M11 + M07 LIGHT BURNISHED BRASS + MATTE BLACK NICKEL

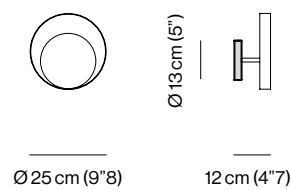
PACKAGE	QTY	DIMENSIONS	NET WEIGHT	GROSS WEIGHT	TOTAL VOL.
CIRCLE WALL - S					
	1 × BOX	38 × 38 × H 23 cm (15" × 15" × H 9")	2,5 kg	3 kg	0,03 m ³
CIRCLE WALL - L					
	1 × BOX	46 × 45 × H 25 cm (18"1 × 17"7 × H 9"8)	3,5 kg	4 kg	0,05 m ³

DIMENSIONS

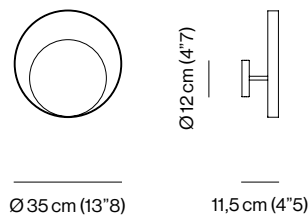
CIRCLE WALL - S



DIMMING KIT + CANOPY KIT



CIRCLE WALL - L



DIMMING KIT + CANOPY KIT

