

GIOPAGANI

Living in the Past
APPLIQUE



_DIMENSIONS

APPLIQUE 100_ W6xD7,5xH100 cm (W2,3xD3xH39,4 in)
APPLIQUE 50_ W6xD7,5xH50 cm (W2,3xD3xH19,7 in)

_WEIGHT

APPLIQUE 100_ Approx. 9 Kg (20 Lbs)
APPLIQUE 50_ Approx. 4,5 Kg (10 Lbs)

_LIGHT

APPLIQUE 100_ STRIP LED 12W 3000K
APPLIQUE 50_ STRIP LED 6W 3000K

_DRIVER

13W CE 24V - UL 12V


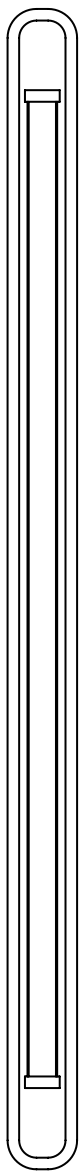
_MATERIALS

UNTREATED LATHED SOLID BRASS STRUCTURE
NATURAL LINEN SHADE WITH PVC BACKING

APPLIQUE 100

┌ 6 ─┐



┌ 7,5 ─┐



APPLIQUE 50

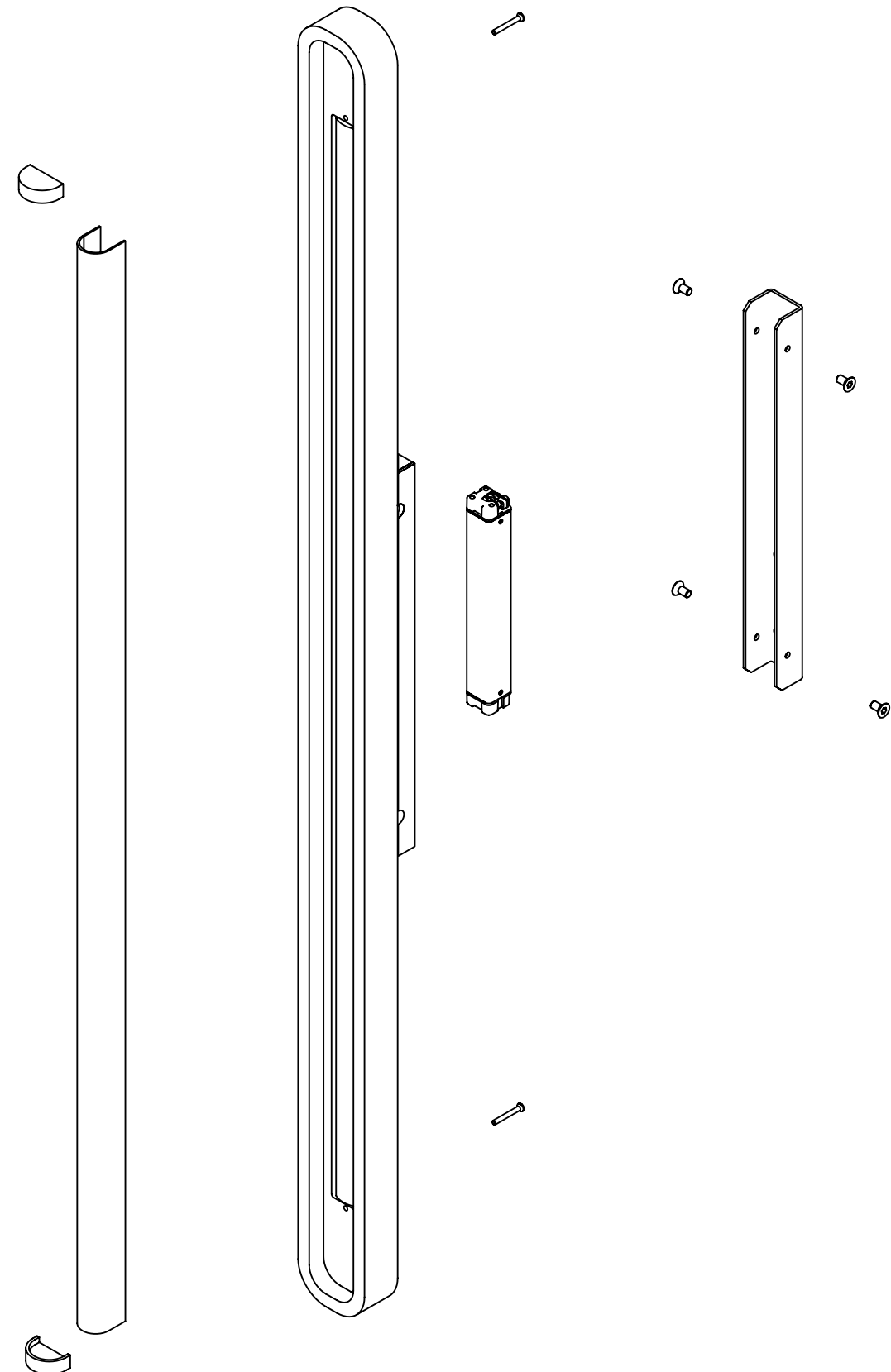
┌ 6 ─┐

┌ 7,5 ─┐



INSTALLATION INSTRUCTIONS

- _1**
Mount the metal bracket on the wall using two fisher
- _2**
Mount the fabric lampshade by inserting it inside the front cavity, curving it gently and being very careful not to create creases.
- _3**
Secure the lampshade with the two brass finials, fastening them with screws from the back of the blade.
- _4**
Connect the power supply wires to the wall light point.
- _5**
Place the blade on the bracket and secure it by tightening the for screws on the side of the back brass box.



STRUCTURE - METAL



SOLID BRASS

SHADE - LINEN



NATURAL LINEN

SuperSignum s.p.a.

info@giopagani.com
www.giopagani.com

All **GIO**PAGANI products are protected by registered trademark