



DESCRIZIONE TECNICA / TECHNICAL DESCRIPTION

STRUTTURA Legno imbottito con Poliuretano e Fiberfill. Braccioli con profili in acciaio finitura canna di fucile, Bronze Shadow oppure Palladium

Versione alternativa con profili rivestiti in pelle o in legno impiallacciato Rosewood, Ebony Wayan oppure Flamed Oak, finitura lucida spazzolata

CUSCINI SEDUTA Piuma, Poliuretano e Fiberfill

CUSCINI SCHIENALE Piuma

RIVESTIMENTO Tessuto o pelle non sfoderabile, cuscini sfoderabili

PIEDI Legno massello tinto scuro

FRAME Wood padded with Polyurethane and Fiberfill. Armrest with steel profiles with gun-metal grey, Bronze Shadow or Palladium finishing
Alternative version with profiles covered in leather or with wood veneered Rosewood, Ebony Wayan or Flamed Oak, with glossy brushed finishing

SEAT CUSHIONS Feather, Polyurethane and Fiberfill

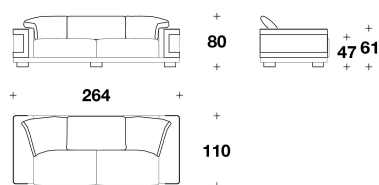
BACK CUSHIONS Feather

COVER Not removable fabric or leather, cushions with removable cover

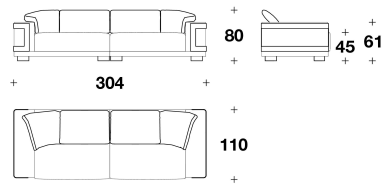
FEET Solid wood dark stained



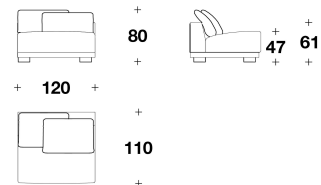
LUXENCE LUXURY LIVING
sofas & armchairs
AVENUE



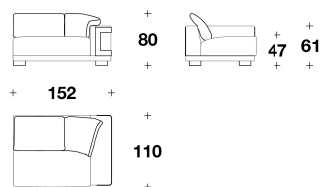
ICM (D3)
 DIVANO 3 POSTI / 3 SEATER SOFA
 264x110x80H. - H.A.61 - H.S.47 cm
 104x43 1/3x31 1/3H. - H.A.24 - H.S.18
 2/4 "



ICM (D4)
 DIVANO 4 POSTI IN 2 ELEMENTI / 4
 SEATER SOFA IN 2 ELEMENTS
 304x110x80H. - H.A.61 - H.S.47 cm
 119 2/3x43 1/3x31 1/3H. - H.A.24 -
 H.S.18 2/4 "



ICM (ECG)
 ELEMENTO CENTRALE / CENTRALE
 ELEMENT
 120x110x80H. - H.A.61 - H.S.47cm
 47 1/3x43 1/3x31 1/3H. - H.A.24 - H.S.18
 2/4"



ICM (EDG) - ICM (ESG)
 BIG : ELEMENTO SEDUTA CON
 BRACCIOLO DX O SX / SEAT ELEMENT
 WITH RIGHT OR LEFT ARMREST
 152x110x80H. - H.A.61 - H.S. 47cm
 60x43 1/3x31 1/3H. - H.A.24 - H.S. 18
 2/4"

Note