



Starlight Horizontal

Designer

Massimo Castagna

STRUCTURE

Dimmable pendant energy saving led lamp with Y-shaped central body in sand-cast brass, sandcast bronze or sandcast silver. Low voltage power supply cable through suspension cable. Transformer incorporated in the ceiling rosette. Available alternative fixing system for lamp with remote transformer. Available extra warm light (without extra costs). Only for indoor use. Dimmable push button. Other dimming systems available upon request. Standard overall height 180 cm.

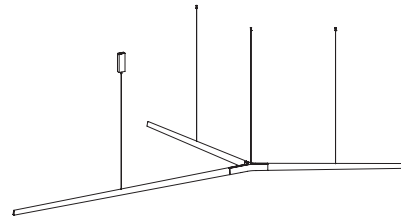
DIMENSIONS

Cm 134x108x180h
Cm 146x72x180h
Cm 149x94x180h
Cm 211x166x180h
Cm 201x100x180h
Cm 226x136x180h
Cm 262x147x180h
Cm 305x156x180h
Cm 311x126x180h
Cm 459x226x180h
Cm 483x280x180h
Cm 405x249x180h

Emblematic pieces between art and design, sculptural ramifications of great purity and size that combine essentiality and refined treatment of materials, extraordinary encounters of bold geometries that trace extensive, eclectic suspended lightscapes.

CONSTRUCTION SPECIFICATION

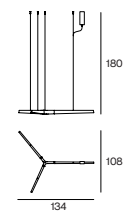
Weight:	8 kg - 22,80 kg
Material:	Y-shaped central body in sand cast metals Arms in brass or silver
Mounting:	Ceiling
Environment:	Indoor
Overall height:	180 cm adjustable
Finish:	Sand Cast Brass, Sand Cast Bronze, Sand Cast Silver Burnished Brass, Black Burnished Brass, H-Silver



TECHNICAL DATA:

Net Weight:	8 kg
Light source:	strip LED 24V
Input Voltage [V]:	220-240 V or 110-120 upon request
Max Power [W]:	34 W
Light colour [K]:	3000 K or 2700 K upon request
Flux [lm]:	2700 K - 3996 lm; 3000 K - 4320 lm
CRI:	>80
Dimming:	Phase cut / 0-10 V / 1-10 V / DMX / DALI dimmable

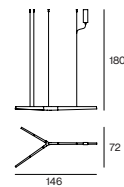
A



TECHNICAL DATA:

Net Weight:	8 kg
Light source:	strip LED 24V
Input Voltage [V]:	220-240 V or 110-120 upon request
Max Power [W]:	34 W
Light colour [K]:	3000 K or 2700 K upon request
Flux [lm]:	2700 K - 3996 lm; 3000 K - 4320 lm
CRI:	>80
Dimming:	Phase cut / 0-10 V / 1-10 V / DMX / DALI dimmable

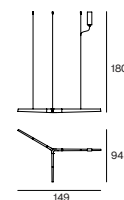
B



TECHNICAL DATA:

Net Weight:	8 kg
Light source:	strip LED 24V
Input Voltage [V]:	220-240 V or 110-120 upon request
Max Power [W]:	34 W
Light colour [K]:	3000 K or 2700 K upon request
Flux [lm]:	2700 K - 3996 lm; 3000 K - 4320 lm
CRI:	>80
Dimming:	Phase cut / 0-10 V / 1-10 V / DMX / DALI dimmable

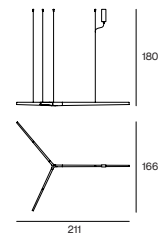
C



TECHNICAL DATA:

Net Weight: 10,50 kg
 Light source: strip LED 24V
 Input Voltage [V]: 220-240 V or 110-120 upon request
 Max Power [W]: 60 W
 Light colour [K]: 3000 K or 2700 K upon request
 Flux [lm]: 2700 K - 7104 lm; 3000 K - 7680 lm
 CRI: >80
 Dimming: Phase cut / 0-10 V / 1-10 V / DMX / DALI dimmable

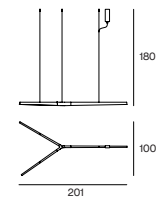
A MAXI



TECHNICAL DATA:

Net Weight: 9,60 kg
 Light source: strip LED 24V
 Input Voltage [V]: 220-240 V or 110-120 upon request
 Max Power [W]: 53 W
 Light colour [K]: 3000 K or 2700 K upon request
 Flux [lm]: 2700 K - 6216 lm; 3000 K - 6720 lm
 CRI: >80
 Dimming: Phase cut / 0-10 V / 1-10 V / DMX / DALI dimmable

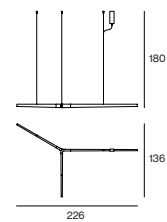
B MAXI



TECHNICAL DATA:

Net Weight: 10,10 kg
 Light source: strip LED 24V
 Input Voltage [V]: 220-240 V or 110-120 upon request
 Max Power [W]: 57 W
 Light colour [K]: 3000 K or 2700 K upon request
 Flux [lm]: 2700 K - 6660 lm; 3000 K - 7200 lm
 CRI: >80
 Dimming: Phase cut / 0-10 V / 1-10 V / DMX / DALI dimmable

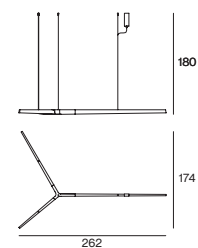
C MAXI



TECHNICAL DATA:

Net Weight: 18 kg
 Light source: strip LED 24V
 Input Voltage [V]: 220-240 V or 110-120 upon request
 Max Power [W]: 66 W
 Light colour [K]: 3000 K or 2700 K upon request
 Flux [lm]: 2700 K - 7770 lm; 3000 K - 8400 lm
 CRI: >80
 Dimming: Phase cut / 0-10 V / 1-10 V / DMX / DALI dimmable

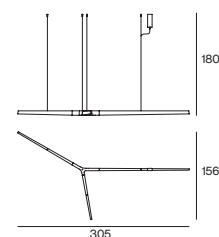
XL A



TECHNICAL DATA:

Net Weight: 18 kg
 Light source: strip LED 24V
 Input Voltage [V]: 220-240 V or 110-120 upon request
 Max Power [W]: 66 W
 Light colour [K]: 3000 K or 2700 K upon request
 Flux [lm]: 2700 K - 7770 lm; 3000 K - 8400 lm
 CRI: >80
 Dimming: Phase cut / 0-10 V / 1-10 V / DMX / DALI dimmable

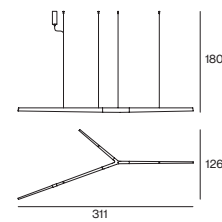
XL B



TECHNICAL DATA:

Net Weight: 18 kg
 Light source: strip LED 24V
 Input Voltage [V]: 220-240 V or 110-120 upon request
 Max Power [W]: 66 W
 Light colour [K]: 3000 K or 2700 K upon request
 Flux [lm]: 2700 K - 7770 lm; 3000 K - 8400 lm
 CRI: >80
 Dimming: Phase cut / 0-10 V / 1-10 V / DMX / DALI dimmable

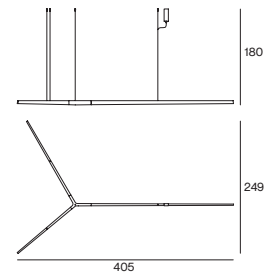
XL C



TECHNICAL DATA:

Net Weight: 23 kg
 Light source: strip LED 24V
 Input Voltage [V]: 220-240 V or 110-120 upon request
 Max Power [W]: 106 W
 Light colour [K]: 3000 K or 2700 K upon request
 Flux [lm]: 2700 K - 12432 lm; 3000 K - 13440 lm
 CRI: >80
 Dimming: Phase cut / 0-10 V / 1-10 V / DMX / DALI dimmable

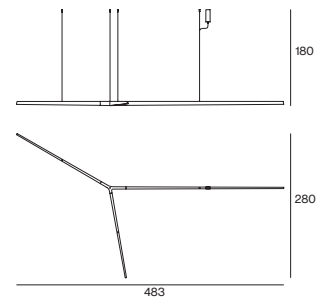
XL A MAXI



TECHNICAL DATA:

Net Weight: 24,70 kg
 Light source: strip LED 24V
 Input Voltage [V]: 220-240 V or 110-120 upon request
 Max Power [W]: 121 W
 Light colour [K]: 3000 K or 2700 K upon request
 Flux [lm]: 2700 K - 14208 lm; 3000 K - 15360 lm
 CRI: >80
 Dimming: Phase cut / 0-10 V / 1-10 V / DMX / DALI dimmable

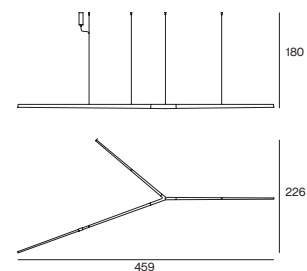
XL B MAXI



TECHNICAL DATA:

Net Weight: 22,20 kg
 Light source: strip LED 24V
 Input Voltage [V]: 220-240 V or 110-120 upon request
 Max Power [W]: 114 W
 Light colour [K]: 3000 K or 2700 K upon request
 Flux [lm]: 2700 K - 13431 lm; 3000 K - 14520 lm
 CRI: >80
 Dimming: Phase cut / 0-10 V / 1-10 V / DMX / DALI dimmable

XL C MAXI



CARE AND MAINTENANCE OF LEATHER

For this upholstery, Henge uses fine leathers that have undergone processes that do not alter the original appearance and unique character of the leather. Marks, veins and differences in the grain, thickness and colour are a guarantee of the authenticity and natural quality of the hide. For everyday cleaning, simply wipe the surface with a clean, dry, non-abrasive, preferably white cloth. Dry dirt can be easily removed with the use of a soft bristle brush. You can also use a medium power vacuum cleaner with a suitable attachment, and avoid rubbing the surface with it. Any stains caused from water soluble substances (soft drinks, coffee, tea, milk, chocolate, oil, grease, make-up) should be removed quickly by gently dabbing the surface with a dry cloth or paper towel. Next you will need to lightly rub the stain from the outside towards the center using a clean cloth soaked in a neutral pH, colourless detergent diluted in water. Try not to soak the leather, which must be dried quickly with a clean cloth. Do not use a hairdryer and avoid exposing to direct sunlight. Greasy substances (oil, ketchup, mayonnaise, chocolate) can instead be carefully removed with a paper towel without pressing on the surface, so as to prevent the stain from being absorbed by the leather. Gently rub the stain from the outside towards the center using a clean cloth soaked in a neutral pH, colourless detergent, well diluted in water. Without soaking the leather, dry immediately with a clean, dry cloth.

CAUTION

Do not place leather furniture or sofas near any source of heat such as fireplaces, stoves or radiators. The minimum distance must be 50cm. The upholstery will maintain its original colour by avoiding placing the sofa in direct sunlight or near artificial light sources, especially halogen lights. In fact both artificial light and sunlight can permanently damage leather upholstery, as can unsuitable detergents. Natural leather upholstery makes each sofa a unique piece because every hide is one of a kind. Specific Nabuk cleaner and care kit, including specific products and accessories is available upon request.

CARE AND MAINTENANCE OF MARBLE

Marble is crystalline limestone rock composed primarily of calcium carbonate. As a natural material, colour variations, whether overall or in the veins and marks even within the same slab, are considered characteristic. The product may change by itself, acquiring an appearance that makes it all the more prized and unique the more it shows signs of age. Over time, such surfaces may deteriorate and/or mark (marks bring more noticeable with a pale colour). It is therefore advisable to avoid leaving cleaning products or household liquids (oil, red wine, vinegar, etc.) on the surface. In particular, products that contain citric acid (present for example in fruit, citrus fruit and tomatoes) act on contact with the treated surface, removing its original sheen. Always clean stains on surfaces while they are still fresh. To reduce risk, we treat the marble according to the most advanced waterproofing technology. Yet even the best waterproofing treatment, such as the one we apply, becomes less effective normally after two or three months, depending on your use of the surface. Therefore it is very important to renew the treatment regularly using the recommended product supplied. To apply this, carefully follow the instructions printed on the package, bearing in mind however, that the treatment does not make the surface immune to the effects of acidic substances (such as lemon juice). For routine maintenance use a microfiber cloth with a neutral pH detergent (water alone is enough for flamed finishes). Do not use products containing acids or limescale removing substances. Specific cleaner and care kit for our stones, including specific products and accessories is available upon request.

CARE AND MAINTENANCE OF WOOD

The woods used for our products are of the highest quality and manufactured with the greatest craftsmanship. As wood is a natural material, when placed in a very dry environment it loses humidity and consequently shrinks. In contrast, in a very humid environment wood acquires humidity, increasing in size. These subtle reactions are not flaws but natural movements of a 'living' product, which expands and contracts as the seasons change. Furthermore, the final moisture content of wood also varies according to use, for which particular care is required. For routine maintenance of wood, use a soft, damp, fluffy cloth, or a microfiber cloth. Stubborn stains cleaning wood and does not scratch. To thoroughly clean even the finest grain, follow the direction of the grain using a neutral pH detergent. Next, rinse with a well wrung out cloth and thoroughly dry all surfaces. It is advisable to use neutral pH products and to always test any product on a small hidden part of the object before using it on the outside. To apply the rejuvenating oil provided, carefully follow the instructions printed on the packaging. Bear in mind, however, that the treatment does not make the surface immune to the effects of acidic substances (such as lemon juice). Specific cleaner and care kit for wooden surfaces, including specific products and accessories is available upon request.

CARE AND MAINTENANCE OF STEEL MESH TWEED PATTERN

Avoid leaving household liquids (oil, red wine, vinegar, etc.) on the surface. In particular, products that contain citric acid (present for example in fruit, citrus fruit and tomatoes) act on contact with the treated surface, removing its original sheen. Always clean stains on surfaces while they are still fresh. For routine maintenance use a microfiber cloth with a neutral pH detergent for glass (alcohol free). Do not use products containing acids or limescale removing substances.

CARE AND MAINTENANCE OF BRASS AND IRON

Avoid leaving household liquids (oil, red wine, vinegar, etc.) on the surface. In particular, products that contain citric acid (present for example in fruit, citrus fruit and tomatoes) act on contact with the treated surface, removing its original sheen. Always clean stains while they are still fresh. For routine maintenance use a microfiber cloth and water. Do not use products containing acids, limescale removing substances or alcohol.