



DESCRIZIONE TECNICA / TECHNICAL DESCRIPTION

SCHIENALE/ BASE RETRO Legno curvato imbottito con Poliuretano e Fiberfill. Esterno in legno curvato impiallacciato Warm Grey Fiddleback Sycamore, Smoked Liquidambar, radica Burr Walnut, betulla Warm Platinum Flamed Birch oppure betulla Dark Titanium Flamed Birch, finitura lucida spazzolata. Versione alternativa completamente rivestita

SPECIAL CUSTOMIZATION: Toffee Brown Smoked Larch oppure radica Chestnut con finitura lucida spazzolata (prezzi su richiesta) oppure con speciale laccatura effetto Degradé Lacquer o Metal Lacquer, con finitura lucida spazzolata (data di consegna indicata sulla conferma d'ordine)

SEDUTA Legno imbottito con Poliuretano e Fiberfill

RIVESTIMENTO Tessuto o pelle non sfoderabile

OPTIONAL 1 Ricamo logo su fronte schienale

OPTIONAL 2 Logo intarsiato su retro schienale, solo per versione in Burr Walnut

Non realizzabile con speciale laccatura effetto Degradé Lacquer

BACK FRAME / BASE BACK Curved wood padded with Polyurethane and Fiberfill. External frame in wood veneered Warm Grey Fiddleback Sycamore, Smoked Liquidambar, Burr Walnut briar-root, Warm Platinum Flamed Birch or Dark Titanium Flamed Birch with glossy brushed finishing. Alternative version completely covered

SPECIAL CUSTOMIZATION: Toffee Brown Smoked Larch or Chestnut briar-root, with glossy brushed finishing (prices upon request) or with special lacquering Degradé Lacquer or Metal Lacquer effect, with glossy brushed finishing (delivery date indicated on the order confirmation)

SEAT Wood padded with Polyurethane and Fiberfill

COVER Not removable fabric or leather

OPTIONAL 1 Internal frame with logo embroidery

OPTIONAL 2 Back frame with inlaid logo, only for Burr Walnut version.


Not available with special lacquering Degradé Lacquer effect



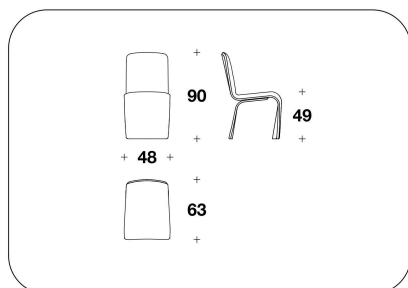
BENTLEY HOME

chairs

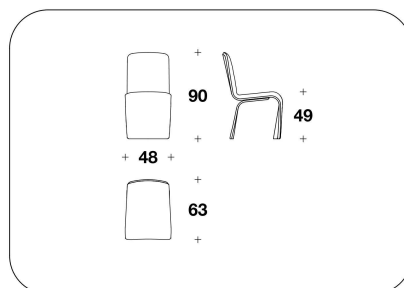
RIDLEY



A= FRONTE STRUTTURA / INTERNAL FRAME
B= RETRO STRUTTURA / BACK FRAME
C= BASE RETRO / BACK BASE



SDB (15P)
SEDIA / CHAIR
48x63x90H. - H.S.49 cm
19x24 2/3x35 1/3H. - H.S.19 1/4 "



SDB (15E) - SDB (15E/SCZ)
SEDIA / CHAIR
48x63x90H. - H.S.49 cm
19x24 2/3x35 1/3H. - H.S.19 1/4 "

Note